CZAAH GROUP

The Indus-K
Placer Gold Project

Unlocking Pakistan's Riverine Wealth: High-Yield and Rapid Return Investment

"For Millennias, the mighty Himalayas have been forging treasures. We are not digging for gold. We are harvesting it."

Join the Opportunity

Explore the Project

A GOLDEN OPPORTUNITY

A Nation Rich in Mineral Wealth

The geological genesis of Pakistan is not just a scientific fact – it's a compelling business case. This land is home to some of the world's most mineral-rich formations, forged over 40 million years by tectonic forces.
For centuries, massive floods have transported valuable resources from the Himalayas, Karakoram, and Hindukush mountains down to the rivers and plains of Pakistan.



Junction point of the 3 Highest Mountain range on earth

"This is the lowest-hanging fruit, with the sweetest taste"

40M
Years of Geological Formation

100+
Mineral Resource Identified

THE TECHNOLOGY

The Engine of Profit: The Indus-K

Indigenous engineered for maximum efficiency – we don't rely on expensive imports. We have built the solution ourselves.

- 70 Tons daily throughput per machine
- 25 Grams of 22 Karat gold output
- Continuous operation capability
- Optimized for Pakistani river conditions
- Indigenously engineered and manufactured
- Low maintenance cost

Scalable-Sector based Operations

Each sector deploysa clusterof 10Indus-Kunits,operatingundera centralized system. This cluster model ensures uniformity, optimizes yield, and minimizes operational costs for maximum prof itability.

14000Tons
Daily Sector Capacity

250 Grams
Gold Per Sector Daily

GLOBAL CONTEXT

All the World's Gold

Every ounce of gold ever mined, and what's left to discover, visualized in one place.

GRAND TOTAL WEIGHT
348,375T

ESTIMATED MARKET VALUE
$53.5T

VISUAL SCALE
1 SQUARE = 1,000 t

132,110T

Value $24.8 Trillion

ABOVE GROUND

THE GLOBAL STOCK *216,265T*

JEWELRY
97,149t

BARS&COINS
48,634t

CENTRAL BANKS
37,755t

INDUSTRIAL USES
32,727t

METHODOLOGY
Valueestimatesare calculated at a reference price of **$4,122 per ounce** (based on year-end 2024 projections).Actual market prices may fluctuate.

BELOW GROUND

UNDERGROUND RESERVES

RESERVES
54,770T



Gold deposits that are economically viable to produce or extract at current prices.

RESOURCES
77,340T



Identified deposits not yet fully proven to be economically mineable.

DEFINITIONS
- **Reserves:** Economically mineable at today's prices.
- **Resources:** Known deposits but not yet proven as economic.
- **Investment:** Includes private bullion and ETFs.

SOURCES
World Gold Council, USGS, Visual Capitalist, and various industry reports.

INVESTMENT DETAILS

Clear, Structured and Highly Attractive

Transparent terms designed for mutual success.

Investment Structure

Built on trust, designed for profit

Vehicle

Special Purpose Vehicle (SPV)

Tenure

10 Year Agreement

Ownership

51% Echo/
49% Investor

Profit Share

50/50 Split
AfterOPEX

Capital Required

~ PKR170 Million
Machine + 1 Month OPEX

Payback Period
36 Months
Complete CAPEX Recovery

INVESTMENT DETAILS

Clear, Structured and Highly Attractive

Transparent terms designed for mutual success.

The “WOW’ Factor

Projected Complete Cost Recovery: Within 36 months

After 36 months, you enter a period of 84 months profile from a stable, long-term operation. This isn’t speculation – it is a calculated harvest with a rapid payback period.

Indus-K Placer Gold Project

Comprehensive Return on Investment Summary and Performance Analytics

$ 650,000
TotalInvestment

2.7 Years
Est. ROI Period

$ 2.43M
Total 10Year Return

3.74x
ProfitMultiple

274%*
Total ROI %

14.1%**
Annualized ROI

Cumulative Returns Pathway

Capital Vs. Aggregate Returns

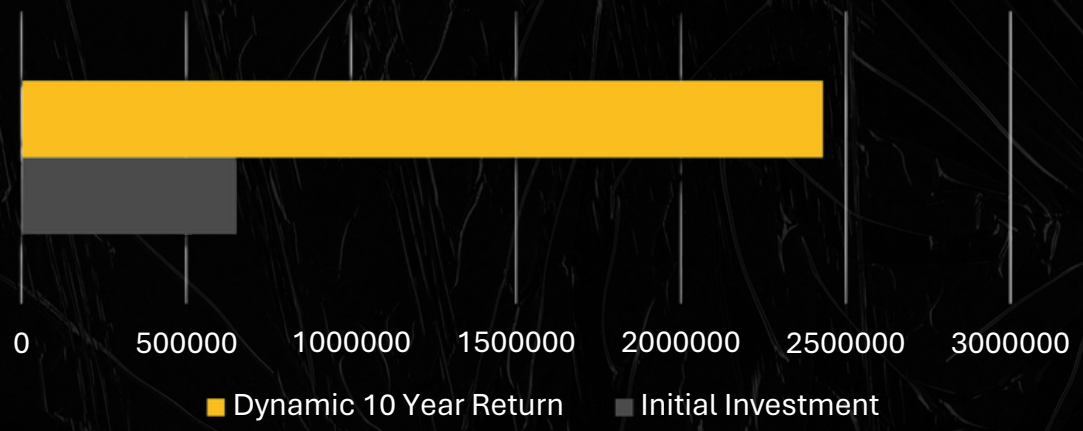

MARKET ANALYTICS

BULLISH

InstitutionalInsight

The Indus-K Gold Project demonstrates exceptional financial robustness and a high-margin of safety, characterized by a significant spread between the current gold price and the low breakeven threshold, resulting in a total ROI of 273.90%.

01 A low breakeven point of $34.67/g provides a substantial 73% price buffer against market downturns.

02 An efficient payback period of 2.67years indicates rapid capital recovery and reduced long-term risk exposure.

03 Consistent long-term value creation is evidenced by a 14.10% CAGR over a 10-year production lifecycle.

* Net lifecycle gain
** Targeted Cumulative Annual Growth Rate (CAGR)

Indus-K Placer Gold Project

Comprehensive Return on Investment Summary and Performance Analytics

Projected Liquidity Schedule

OPERATION PHASE	INVESTOR SHARE (50%)	AGGREGATE RETURN	STATUS
Year 1	**$243,038**	$243,038	Initial Operation
Year 2	**$243,038**	$486,075	Stabilized Production
Year 3	**$243,038**	$729,113	ROI Achieved
Year 4	**$243,038**	$972,150	Pure Profit Phase
Year 5	**$243,038**	$1,215,188	Steady State
Year 6-10	**$1,215,188**	$2,430,375	Total 10-Year Return

PRIMARY RISK FACTOR

Operational cost inflation or geopolitical instability in the Indus region could compress margins despite the current high-price environment.

GLOBAL MACRO OUTLOOK

Macroeconomic uncertainty and safe-heaven demand continue to support, elevated gold prices, favouring projects with low-cost-bases and high capital efficiency.

WHY PARTNER WITH US

The CZAAH Advantage

Decades of expertise, local knowledge, and a proven track record.

Proven Resource Base

Thousands of hotspots have been identified through geophysical and geochemical studies. We know exactly where to operate for maximum yield.

Technical Expertise

Our team of mining, metallurgical, and engineering experts manages everything. You're a capital partner, not an operator.

Indigenous Advantage

Local manufacturing means low maintenance costs, no import delays, and direct technical support whenever needed.

Full Operational Control

We handle all regulatory compliance, site development, and workplace management. Your investment is protected.

Aligning with National Strategy

This project is more than a single investment. It's a cornerstone of Pakistan's national mineral development strategy. By investing here, you are:

- Supporting a "**Made in Pakistan**"
- industrial solution.
- Tapping into a government–prioritized sector

  Positioning yourself at the ground floor of Pakistan's resource renaissance.

GET IN TOUCH

The Rivers Are Flowing with Gold

The time to act is now. Let's build this profitable future, together.

Contact Information

Office Location
Islamabad, Pakistan.

+923400210000

info@czaah.com

CZAAH

GROUP

Investing in Pakistan's Future

www.czaah.com